



# **Hongkong Post e-Cert Mozilla Firefox Extension Installation Guide**

**Version 1.0**

*Revision Date: September 2023*

# Table of Contents

---

1.	Introduction .....	2
2.	Mozilla Firefox Add-on Installation.....	3
2.1.	Operation System Requirements.....	3
2.2.	Installation Steps.....	3
3.	Uninstallation Steps.....	6

# 1. Introduction

“**Hongkong Post e-Cert Extension**” is designed for accessing online services of Hongkong Post e-Cert in Mozilla Firefox and Microsoft Windows. The system is required to install this “**Extension**” and “**Hongkong Post e-Cert Thin Client**” in order to use online services.

This installation guide provides steps for subscribers to install/uninstall the **extension**.

For enquiries, please call Hongkong Post Certification Authority hotline on 2921 6633 or email to [enquiry@eCert.gov.hk](mailto:enquiry@eCert.gov.hk).

## 2. Mozilla Firefox Add-on Installation

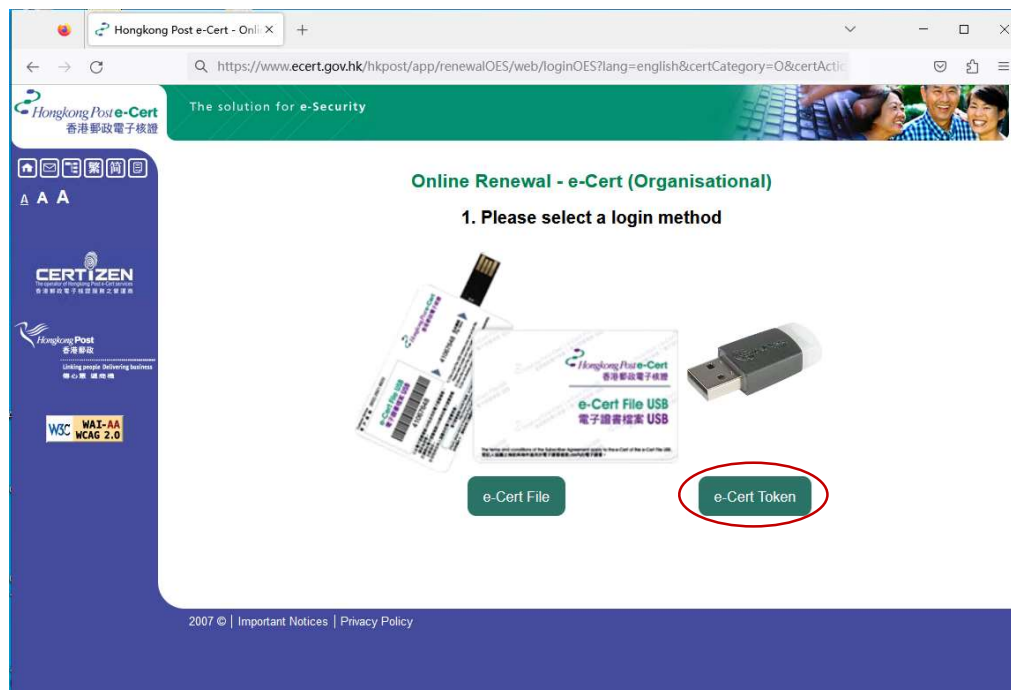
### 2.1. Operation System Requirements

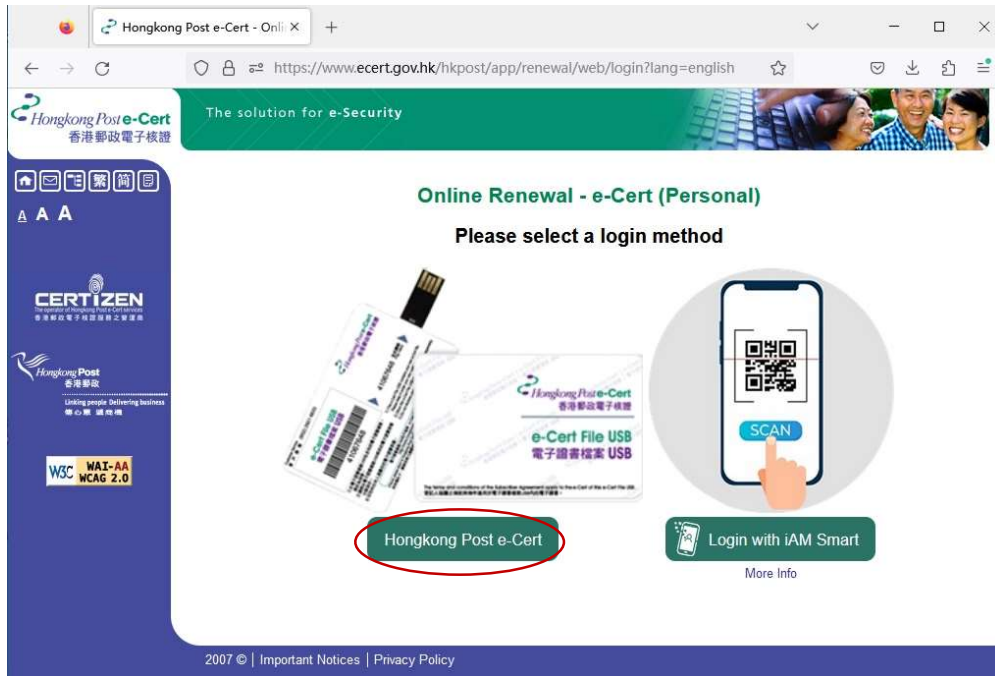
In order to install the **Extension**, your system is required to have all as follows: -

1. **Microsoft Windows 10**
2. **Mozilla Firefox** version 76 or above

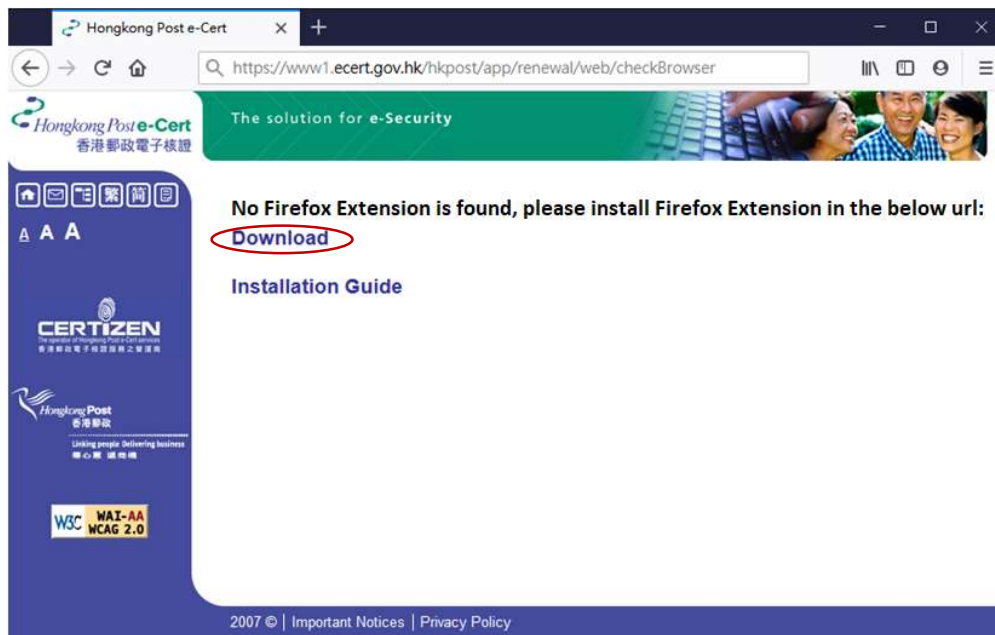
### 2.2. Installation Steps

- 1) When a subscriber accesses online services and selects “**Hongkong Post e-Cert**” as a login method, the subscriber has to select which certificate will be used in the online service.

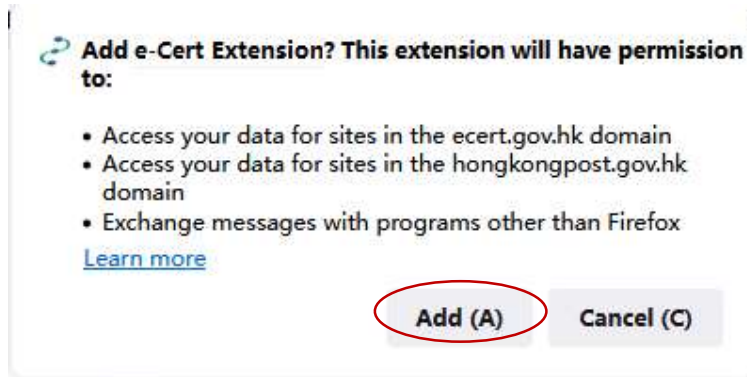




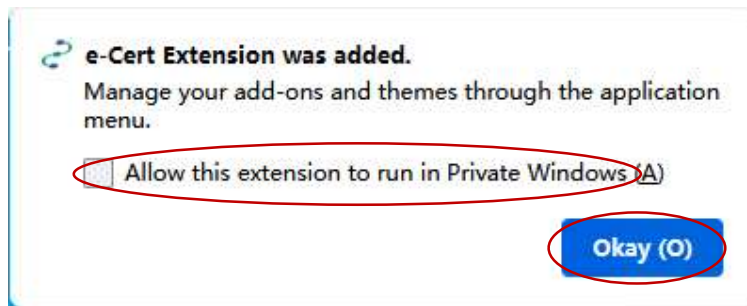
- 2) System will check if the **Hongkong Post e-Cert Extension** has been installed in the browser, and if not, the subscriber can click the **Download** link.



- 3) A dialog box is prompted out to ask for permissions of access by the “**e-Cert Extension**”. Click **Add** to confirm as follows:-



- 4) Check on **Allow this extension to run in Private Windows** and click **Okay** as follows:-



- 5) Close the **Firefox Browser ADD-ONS** page and continue to access Hongkong Post e-Cert online services.


In order to access online services with e-Cert, your Microsoft windows also requires to install **Hongkong Post e-Cert Thin Client**. For installation procedure, please refer to the e-Cert User Guide “Installing Hongkong Post e-Cert Thin Client” at:

<https://www.ecert.gov.hk/product/ecert/guide/index.html>

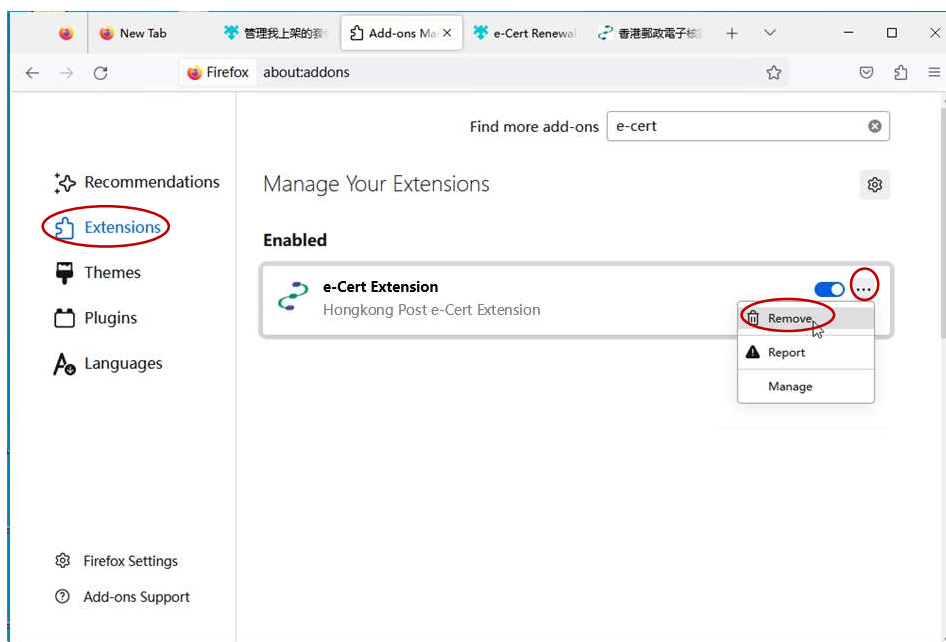
### 3. Uninstallation Steps

To uninstall the **Extension** (if necessary), follow the steps below.

- 1) Open Firefox, click the top-rightmost button, and then click **Add-ons and themes**.



- 2) In the list of **Extensions** installed, find “**e-Cert Extension**”, click the rightmost button, and then choose **Remove**.



3) After the **Extension** is removed, close the browser.

